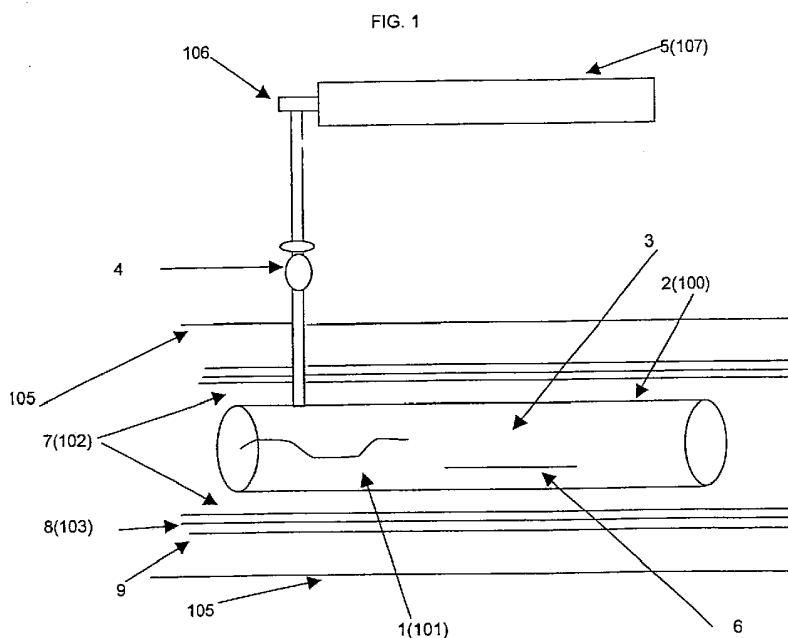




- (51) **International Patent Classification:**
C01B 3/00 (2006.01) C01B 6/02 (2006.01)
- (21) **International Application Number:**
PCT/IT2008/000532
- (22) **International Filing Date:**
4 August 2008 (04.08.2008)
- (25) **Filing Language:** English
- (26) **Publication Language:** English
- (30) **Priority Data:**
MI2008A 000629 9 April 2008 (09.04.2008) IT
- (71) **Applicant (for all designated States except US):** PASCUCCI MADDALENA [IT/IT]; Via Ezio, 24, 1-00192 ROMA (IT).
- (72) **Inventor; and**
- (75) **Inventor/Applicant (for US only):** ROSSI, Andrea [IT/IT]; C/O PASCUCCI, Maddalena, Via Ezio, 24, 1-00192 ROMA (IT).
- (74) **Agent:** CICOGNA, Franco; UFFICIO INTERNAZIONALE BREVETTI, DOTT. PROF. FRANCO CICOGNA, VIA VISCONTI DI MODRONE 14/A, 1-20122 MILANO - ITALY (IT).
- (81) **Designated States (unless otherwise indicated, for every kind of national protection available):** AE, AG, AL, AM, AO, AT, AU, AZ, BA, BB, BG, BH, BR, BW, BY, BZ, CA, CH, CN, CO, CR, CU, CZ, DE, DK, DM, DO, DZ, EC, EE, EG, ES, FI, GB, GD, GE, GH, GM, GT, HN, HR, HU, ID, IL, IN, IS, JP, KE, KG, KM, KN, KP, KR, KZ, LA, LC, LK, LR, LS, LT, LU, LY, MA, MD, ME, MG, MK, MN, MW, MX, MY, MZ, NA, NG, NI, NO, NZ, OM, PG, PH, PL, PT, RO, RS, RU, SC, SD, SE, SG, SK, SL, SM, ST, SV, SY, TJ, TM, TN, TR, TT, TZ, UA, UG, US, UZ, VC, VN, ZA, ZM, ZW.
- (84) **Designated States (unless otherwise indicated, for every kind of regional protection available):** ARIPO (BW, GH, GM, KE, LS, MW, MZ, NA, SD, SL, SZ, TZ, UG, ZM, ZW), Eurasian (AM, AZ, BY, KG, KZ, MD, RU, TJ, TM), European (AT, BE, BG, CH, CY, CZ, DE, DK, EE, ES, FI, FR, GB, GR, HR, HU, IE, IS, IT, LT, LU, LV, MC, MT, NL, NO, PL, PT, RO, SE, SI, SK, TR), OAPI (BF, BJ, CF, CG, CI, CM, GA, GN, GQ, GW, ML, MR, NE, SN, TD, TG).
- Published:**
— with international search report (Art. 21(3))

(54) **Title:** METHOD AND APPARATUS FOR CARRYING OUT NICKEL AND HYDROGEN EXOTHERMAL REACTIONS



(57) **Abstract:** A method and apparatus for carrying out highly efficient exothermal reaction between nickel and hydrogen atoms in a tube, preferably, though not necessary, a metal tube filled by a nickel powder and heated to a high temperature, preferably, though not necessary, from 150 to 5000C are herein disclosed. In the inventive apparatus, hydrogen is injected into the metal tube containing a highly pressurized nickel powder having a pressure, preferably though not necessarily, from 2 to 20 bars.

**METHOD AND APPARATUS FOR CARRYING OUT NICKEL AND
HYDROGEN EXOTHERMAL REACTIONS**

BACKGROUND OF THE INVENTION

5

The present invention relates to a method and apparatus for carrying out nickel and hydrogen exothermal reactions, and has been stimulated by the well known requirement of finding energy sources
10 alternative to fossil sources, to prevent atmospheric carbon dioxide contents from being unnecessarily increased.

For meeting the above need non polluting energy sources should be found which do not involve health
15 risks, are economically competitive with respect to oil sources susceptible to be easily discovered and exploited and naturally abundant.

Many of the above alternative energy sources have already been explored and operatively tested even
20 on an industrial scale, and comprise biomasses, solar energy used both for heating and photovoltaic electric generation purposes, aeolian energy, fuel materials of vegetable or agricultural nature, geothermal and sea wave energy and so on.

25 A possible alternative to natural oil, is the uranium-fission nuclear energy. However, yet unresolved problems affect nuclear energy such as great safety and waste material processing problems, since, as is well known, radioactive waste materials remain dangerously
30 active for thousands or millions of years, with consequent great risks for persons living near radioactive waste disposal-off places.

To the above the fact should also be added that, at present, a nuclear fusion based on a laser actuated inertial confining method does not allow to make efficient power systems.

5 The above drawbacks are also true for deuterium-tritium fusion processes, as shown by the operating times estimated for the ITER project, which should within the year 2025 should allow to construct power systems according to the so-called DEMO project to
10 make, within the year 2035, the first fusion power station.

In fact, up to now, the so-called "cold" fusion, after an early announcement by Fleischmann and Pons in 1989 (M. Fleischmann, M. Hawkins, S. Pons: Journal
15 Electroanal. Chem., 261,301-1989), notwithstanding several exploiting attempts on a world-wise scale, has not provided useful and reliable systems capable of generating energy for normal, industrial or domestic applications.

20 The most intelligent work performed in the fusion field, which work has been accurately studied by the present inventor for practicing his invention, is a study of Prof. Sergio Focardi, (Dipartimento di Fisica dell'Univerità di Bologna), and Prof. Francesco
25 Piantelli, (Dipartimento di Fisica dell'Università di Siena) as disclosed in the following bibliographic documents:

- S. Focardi, F. Piantelli: Produzione di energia e reazioni nucleari in sistemi Ni-H a 400°C,
30 Atti della Conferenza Nazionale sulla politica energetica in Italia, Università di Bologna, 18-19 aprile 2005.

- S. Focardi, R. Habel, F. Piantelli: Anomalous heat production in Ni-H systems, Nuovo Cimento Vol. 107, pp 163-167, 1994

- S. Focardi, V. Gabbiani, V. Montalbano, F. Piantelli, S. Veronesi: Large excess in heat production in Ni-H systems, Nuovo Cimento Vol. 111 A pp. 1233-1241, 1998

- A. Battaglia, L. Daddi, S. Focardi, V. Gabbiani, V. Montalbano, F. Piantelli, P.G. Sona, S. Veronesi: Neutron emission in Ni-H systems, Nuovo Cimento Vol. 112 A pp 921-931, 1999

- S. Focardi, V. Gabbiani, V. Montalbano, F. Piantelli, S. Veronesi: On the Ni-H systems, Asti Workshop in Hydrogeldeuterium loaded metals, pp 35-47, 1997

- E.G. Campari, S. Focardi, V. Gabbiani, V. Montalbano, F. Piantelli, E. Porcu, E. Tosti, S. Veronesi: Ni-H systems, Proceedings of the 8th Conference on Cold Fusion, pp 69-74, 2000.

The present inventor, moreover, has also accurately studies the following related patents: US-6,236,225, US-5,122,054, US-H466, US-4,014,168, US-5,552,155, US-5,195,157, US-4,782,303, US-4,341,730, US-A-20010024789.

An analysis of the above mentioned references shows that:

1- all experiments performed based on cold fusion have not permitted to generate power in such an amount to be reliably and constantly exploited in industrial applications;

2- all the uranium based methods and systems have not up to now solved the problem of safely

disposing of nuclear waste materials;

3- all the nuclear fusion based methods and systems have not been shown as capable of generating significant amounts of energy while allowing the fusion process to be safely monitored;

4- all the magnetic and inertial confining based methods and systems, such as the plasma fusion method, cannot be properly economically managed; and

5- the catalyzed fusion of negative muons based methods and systems cannot be used because of the muon short life.

SUMMARY OF THE INVENTION

Accordingly, the aim of the present invention is to provide a method allowing to produce energy in an economic, convenient, reliable and repetitive manner, without generating radiations and radioactive waste materials.

Within the scope of the above mentioned aim, a main object of the invention is to provide such a method which can be carried out in small size systems, adapted to be easily controlled and allowing to heat individual places at an operating cost less than that of commercially available heating systems.

According to one aspect of the present invention, the above mentioned aim and objects, as well as yet other objects, which will become more apparent hereinafter, are achieved by a method and apparatus for carrying out a highly efficient exothermal reaction between nickel atoms and hydrogen atoms, in a tube, preferably, though not exclusively made of a metal,

filled by a nickel powder and heated to a high temperature preferably, though not necessarily, from 150 to 500°C, by injecting hydrogen into said metal tube said nickel powder being pressurized, preferably, 5 though not necessarily, to a pressure from 2 to 20 bars.

In applicant exothermal reaction the hydrogen nuclei, due to a high absorbing capability of nickel therefor, are compressed about the metal atom nuclei, 10 while said high temperature generates internuclear percussions which are made stronger by the catalytic action of optional elements, thereby triggering a capture of a proton by the nickel powder, with a consequent transformation of nickel to copper and a 15 beta+ decay of the latter to a nickel nucleus having a mass which is by an unit larger than that of the starting nickel.

The present inventor believes that in this reaction is possibly involved a capture of a proton by 20 a nickel nucleus which is transformed into a copper nucleus with a consequent beta decay of the formed unstable copper (Cu 59 - 64) since the produced thermal energy is larger, as it will be thereafter demonstrated, than the energy introduced by the 25 electric resistance.

It is believed that the nickel nuclei are transformed to copper since the mass (energy) of the final status (copper isotope) is less than the overall mass (energy) of the starting status (nickel isotope + 30 proton).

The exothermal reaction thereon Applicant's invention is based differs from those adopted by prior

searchers since the inventor has not tried to demonstrate an emission of elementary particles supporting a validity of a theory, but he has exclusively tried to provide an amount of energy larger than the consumed energy amount, to just achieve a practical method and apparatus for generating an energy amount larger than the consumed energy, and this by exploiting nuclear energy generating processes starting from electrochemical energy.

10 Thus, the inventive apparatus has been specifically designed for producing the above mentioned energy in a reliable, easily controllable, safe, repeatable manner, for any desired applications.

15 In particular, the inventive apparatus is coated by boron layers and lead plates both for restraining noxious radiations and transforming them into energy, without generating residue radiations and radioactive materials.

20 In this connection it is pointed out that all prior attempts to generate like types of energy, have brought to small energy amounts generating prototypes not suitable for a safe industrial use, because of the theoretical nature of the performed searches.

25

SUMMARY OF THE INVENTION

Thus, the aim of the present invention is to provide an energy generating apparatus adapted to operate in a reliable and repeatable manner and including a plurality of series and parallel connectable apparatus modules, thereby generating an impressively high energy amount by so bombarding a

nickel atom by a hydrogen atom, to provide a large atomic mass loss copper atom to be transformed into energy, based on the Einstein's equation, plus a beta decay energy of the radioactive copper atoms.

5 The following discussion may be considered as valid for some (radioactive) Cu isotopes, but not for the two stable copper isotopes (^{63}Cu and ^{65}Cu) which do not decay.

10 As the copper atom decays, an energy emitting positive beta decay occurs, according to the following equations:

$$P = N + e^+ + \nu,$$

where

P = proton

15 N = neutron

E^+ = positron

ν = neutrino

20 The positron forms the electron antiparticle, and hence, as positrons impact against the nickel electrons, the electron-positron pairs are annihilated, thereby generating a huge amount of energy.

25 In fact, few grams of Ni and H would produce an energy amount equivalent to that of thousands oil tons, as it will become more apparent hereinafter, without pollutions, greenhouse effects, or carbon dioxide increases, nuclear and other waste materials, since the radioactive copper isotopes produced in the process will decay to stable nickel isotopes by beta + processes, in a very short time.

30 For clearly understanding the following detailed discussion of the apparatus, it is necessary to at first consider that for allowing nickel to be

transformed into stable copper, it is necessary to respect the quantic laws. Accordingly, it is indispensable to use, for the above mentioned exothermal reactions, a nickel isotope having a mass number of 62, to allow it to transform into a stable copper isotope 62. All the other Ni isotopes, on the other hand, will generate unstable Cu, and, accordingly, a beta decay.

Considering that about 10^6 tons nickel for year are produced through the world and since, as it will be disclosed hereinafter in Table 1, 1 g nickel would generate an energy amount equivalent to that produced by 517 tons oil, thus the yearly produced nickel amount, assuming that only 1/10,000 generates nuclear processes, will provide

$$1,000,000,000,000 * 517 / 10000 = 51,700,000,000 \text{ (oil equivalent) ton per year.}$$

And this without considering the fact that the yearly nickel production could be easily increased, depending on demand, and that, like mineral oil, nickel can be recovered and remelted from nickel scraps of steelwork and electronic applications.

Actually, nickel is one of the most abundant metals of the Earth crust.

25

BRIEF DESCRIPTION OF THE DRAWINGS

Further characteristics and advantages of the present invention will become more apparent hereinafter from the following detailed disclosure of a preferred, though not exclusive, embodiment of the invention, which is illustrated, by way of an indicative, but not

30

limitative, example, in the accompanying drawings, where:

Figure 1 is a constructional diagram of the apparatus according to the present invention;

5 Figure 2 is a picture, taken by a 1.400 x electronic microscope, showing the nickel powder (on a 1.400 x scale), withdrawn by the apparatus;

Figures 3 and 4 are electronic microscope diagrams related to the powder atomic composition, at
10 the two points shown by the arrows in figure 2.

DESCRIPTION OF THE PREFERRED EMBODIMENT

With reference to the number references of the
15 above mentioned figures, the apparatus according to the present invention comprises an electric resistance 1, enclosed in a metal tube 2, further including therein a nickel powder 3.

A solenoid valve 4 adjusts the pressure under
20 which hydrogen 5 is introduced into the metal tube.

Both the temperature generated by the electric resistance or resistor and the hydrogen injection pressure can be easily adjusted either to constant or pulsating values.

25 More specifically, the electric resistance, or other heat source, is switched off as the exothermal reaction generating energizing status is triggered. A thermostat will hold said heat source operating, depending on the temperature in the circuit.

30 The assembly comprising said electric resistance and nickel holding copper tube is shielded from the outer environment by using, respectively from the

inside to the outside:

a) a jacket 7 including water and boron, or only boron

b) a further lead jacket 8, which, optionally, though not necessarily, may be coated by a steel layer 9.

The above mentioned coatings are so designed as to restrain all radiations emitted by the exothermal reaction and transform said radiation into thermal energy.

The heat generated by the particle decay and nuclear transformations will heat the primary fluid, comprising borated water, thereby said primary fluid, in turn, will exchange heat with the secondary circuit, in turn heated by said primary fluid and conveying the produced thermal energy to desired applications, such as electric power, heating, mechanical energy, and so on.

In the absence of a primary fluid, the fluid to be heated will exchange heat directly with the lead and steel jacket.

According to a further embodiment of the invention, the apparatus further comprises the following features.

Nickel is coated in a copper tube 100, including a heating electric resistance 101, adjusted and controlled by a controlling thermostat (not shown) adapted to switch off said resistance 101 as nickel is activated by hydrogen contained in a bottle 107.

A first steel-boron armored construction 102, coated by a second lead armored construction 103, protect both the copper tube, the hydrogen bottle

connection assembly 106, and the hydrogen bottle or cylinder 107, thereby restraining radiations through the overall radiation life, allowing said radiations to be transformed into thermal energy.

5 On the outside of the lead armored construction, the copper reactor cooling water, circulates through a steel outer pipe assembly 105, and this conveyed to thermal energy using devices.

The above disclosed prototype can also be used
10 as a heating module which, in a series and/or parallel coupling relationship with other like modules, will provide a basic core desired size and power heating systems.

A practical embodiment of the inventive
15 apparatus, installed on October 16, 2007, is at present perfectly operating 24 hours per day, and provides an amount of heat sufficient to heat the factory of the Company EON of via Carlo Ragazzi 18, at Bondeno (Province of Ferrara).

20 For better understanding the invention, the main components of the above mentioned apparatus have been schematically shown in Table 2.

The above mentioned apparatus, which has not
25 been yet publicly disclosed, has demonstrated that, for a proper operation, the hydrogen injection must be carried out under a variable pressure.

The electric resistance temperature controlling
thermostat has been designed to switch off said
electric resistance after 3-4 hours of operation,
30 thereby providing self-supplied system, continuously emitting thermal energy in an amount larger than that initially generated by said electric resistance, which

mode of operation is actually achieved by an exothermal reaction.

As it will be shown in a detailed manner in the following Table 1, it is possible to calculate that, 5 supposing a full transformation, a mole, that is 58 g nickel, generate the same amount of energy obtained by burning about 30,000 tons of oil.

Figures 2-5 show data measured on January 30, 2008 which basically demonstrate that the invention 10 actually provides a true nuclear cold fusion.

The photo of figure 2 , (obtained by a 1.400 x electronic microscope) shows the nickel powder on a 1.400 x scale, as withdrawn from the apparatus: in particular said photo clearly shows the flake granules, 15 greatly promoting an absorption of the hydrogen atoms by the nickel nuclei.

The two arrows in the figure show the two positions of the powder sample thereon the electronic microscope tests for detecting the powder atomic 20 composition have been carried out.

The two graphs of figures 3 and 4 have been made by the electronic microscope of Dipartimento di Fisica dell'Università di Bologna, under the supervision of Prof. Sergio Focardi, on January 30, 2008, and are 25 related to the powder atomic composition at the two above points of figure 2.

In particular, said graphs clearly show that zinc is formed, whereas zinc was not present in the nickel powder originally loaded into the apparatus said 30 zinc being actually generated by a fusion of a nickel atom and two hydrogen atoms.

This demonstrates that, in addition to fusion,

the inventive reaction also provides a nickel nucleus fission phenomenon generating lighter stable atoms.

Moreover, it has been found that, after having generated energy the used powders contained both copper and lighter than nickel atoms (such as sulphur, chlorine, potassium, calcium).

This demonstrate that, in addition to fusion, also a nickel nucleus fission phenomenon generating lighter stable atoms occurs.

It has been found that the invention fully achieves the intended aim and objects.

TABLE 1

Determining the energy produced by a nickel mol.
1 nickel mol = 58 g
Avogadro number $6.022 \times 10^{23} \text{ mol}^{-1}$ = number of nickel atoms in 58 g nickel.

The energy generated in each hydrogen capture process has been evaluated (for each nickel isotope) from the difference between the initial mass (nickel + hydrogen) and the reaction end product mass.

A reasonable estimate, considering the different values for the different isotopes, is 10 MeV electron (a MeV corresponds to a million electron-volts and is the energy measuring unit, as conventionally used in nuclear physics).

Since 1 Mev is equivalent to a variation of mass of $1.78 \times 10^{-30} \text{ kg}$, the mass variation corresponding to an energy emission of 10 Mev is $1.78 \times 10^{-29} \text{ kg}$.

The mass loss corresponding to a transformation of an entire Ni mol can be calculated by multiplying

the Avogadro number (6.022×10^{23}) time the mass variation of the single reaction.

Thus is obtained (for 58 g Ni)

$$M = (6.022 \times 10^{23}) \times 1.78 \times 10^{-29} \text{ kg} = 1.07 \times 10^{-5} \text{ kg}$$

5 From the Einstein equation we have

$$E = mc^2 \text{ where } c \text{ is the light speed } c = 3 \times 10^8 \text{ m/s.}$$

Thus, by replacing:

10 $J = 1.07 \times 10^{-5} \times (3 \times 10^8)^2 = 9.63 \times 10^{11} \text{ J}$ which can be approximated to $0.3 \times 10^9 \text{ kcal}$ (which can be approximated by defect to reserve).

This is an energy equivalent to about 30,000 ton oil considering a pci of 10,000 kcal/kg for mineral oil; thus, 58 g nickel will generate the same energy as
15 that provided by 30,000 ton oil, that is 517 tons/gram.

TABLE 2

20 List of materials used for making prototypes for experimentally testing the inventive apparatus

Electric resistance: Frei, Brescia

Thermoadjuster: Pic 16- cod. 1705- Frei

Lead shields: Picchi Srl-Brugherio (Milan)

Hydrogen: Linde Gas Italia, Arluno (Milan)

25 Pressure reducer: Linde Gas Italia

Powder nickel: Gerli Metalli - Milan

Boron: Danilo Dell'Amore Srl- Bologna

Copper tube: Italchimici- Antezzate (Brescia)

30 Laser beam temperature measuring device: Raytheon, USA

Pressure gauge: Elaborazione - Dipartimento di Fisica - Università degli Studi di Bologna

Neutron measuring device: Elaborazione -
Dipartimento di Fisica - Università degli Studi di
Bologna

Chemical-physical analyses: - Dipartimento di
5 Fisica - Università degli Studi Bologna.

CLAIMS

1. A method for carrying out an isothermal reaction of nickel and hydrogen, **characterized in that**
5 said method comprises injecting hydrogen into a metal tube filled by a nickel powder, even of nanometric dimensions, or nickel granules or bars, in a high temperature and pressurized hydrogen gas saturated environment, thereby generating energy.

10 2. A method according to claim 1, **characterized in that** in said method catalyzer materials are used.

3. A method according to claim 1, **characterized in that** said high temperature is preferably from 150 to 500°C.

15 4. A method according to claim 1, **characterized in that** said hydrogen is injected into said nickel powder filled metal tube at a pressure preferably from 2 to 20 bars.

5. An apparatus for carrying out an exothermal
20 reaction by a method according to claim 1, **characterized in that** said apparatus comprises a metal tube filled by a nickel powder and heated to a set temperature, hydrogen being further injected into said metal tube.

25 6. An apparatus according to claim 5, **characterized in that** said nickel powder contains catalyzer materials.

7. An apparatus according to claim 5, **characterized in that** said hydrogen is injected into
30 said tube under a non-constant pulsating pressure.

8. An apparatus according to claim 5, **characterized in that** said temperature is variable.

9. An apparatus according to claim 5, **characterized in that** said nickel powder filled metal tube is coated, on an outside thereof, by a jacket of water and boron, or steel and boron, and by a lead layer.

10. An apparatus according to claim 9, **characterized in that** said lead layer is coated by a steel layer.

11. An apparatus according to claim 5, **characterized in that** said apparatus comprises a steel pipe therethrough a flow of water, or other fluid, is caused to flow, said steel pipe being anempted in a heat exchanging relationship with said metal tube.

12. An apparatus according to claim 5, **characterized in that** said nickel powder is a nickel isotope powder.

13. An apparatus according to claim 5, **characterized in that** said nickel powder is replaceable by a copper powder.

14. An apparatus according to claim 5, **characterized in that** said apparatus is an apparatus module susceptible to be series and/or parallel coupled with like apparatus modules.

15. An apparatus according to claim 5, **characterized in that** said exothermal reaction is a multiple exothermal reaction, adapted to provide different atoms depending on an amount of protons interacting with nickel nuclei.

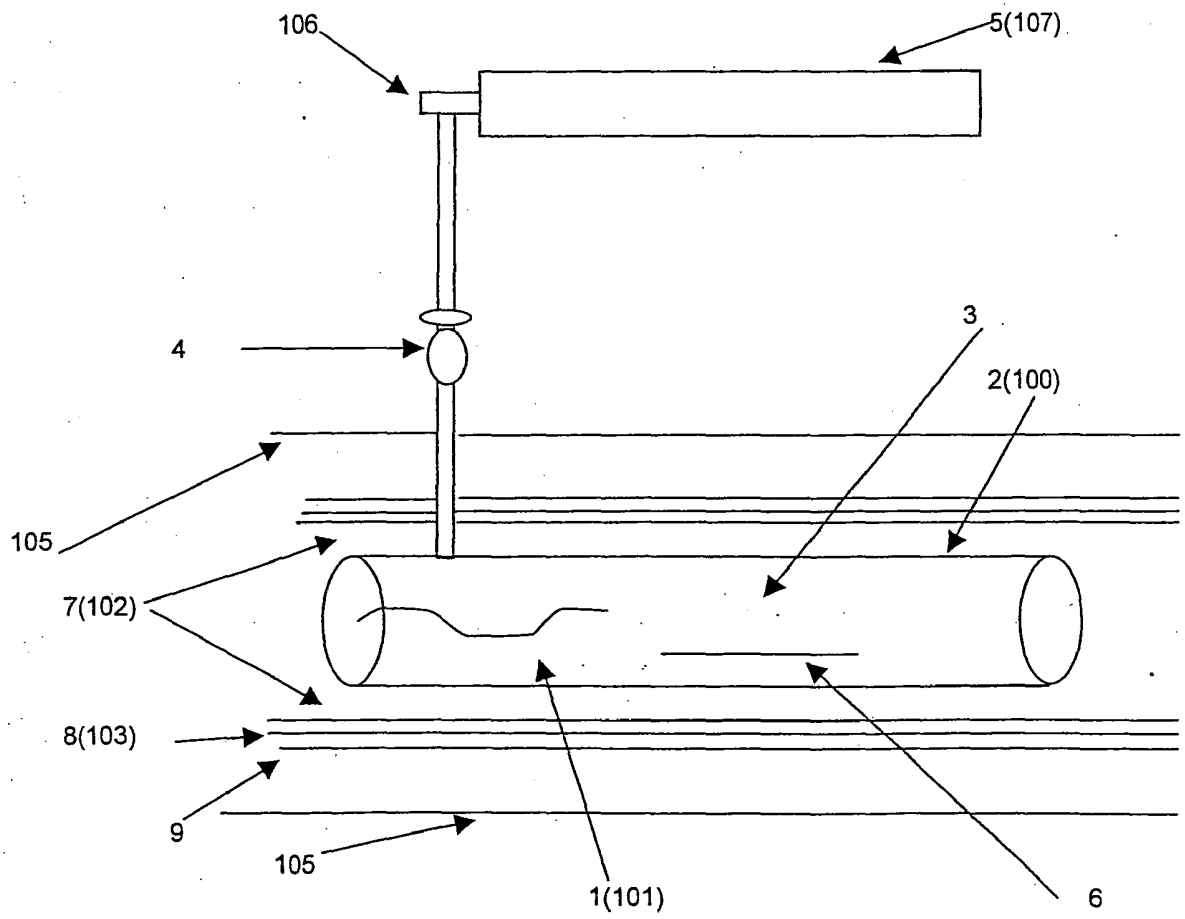


FIG. 1

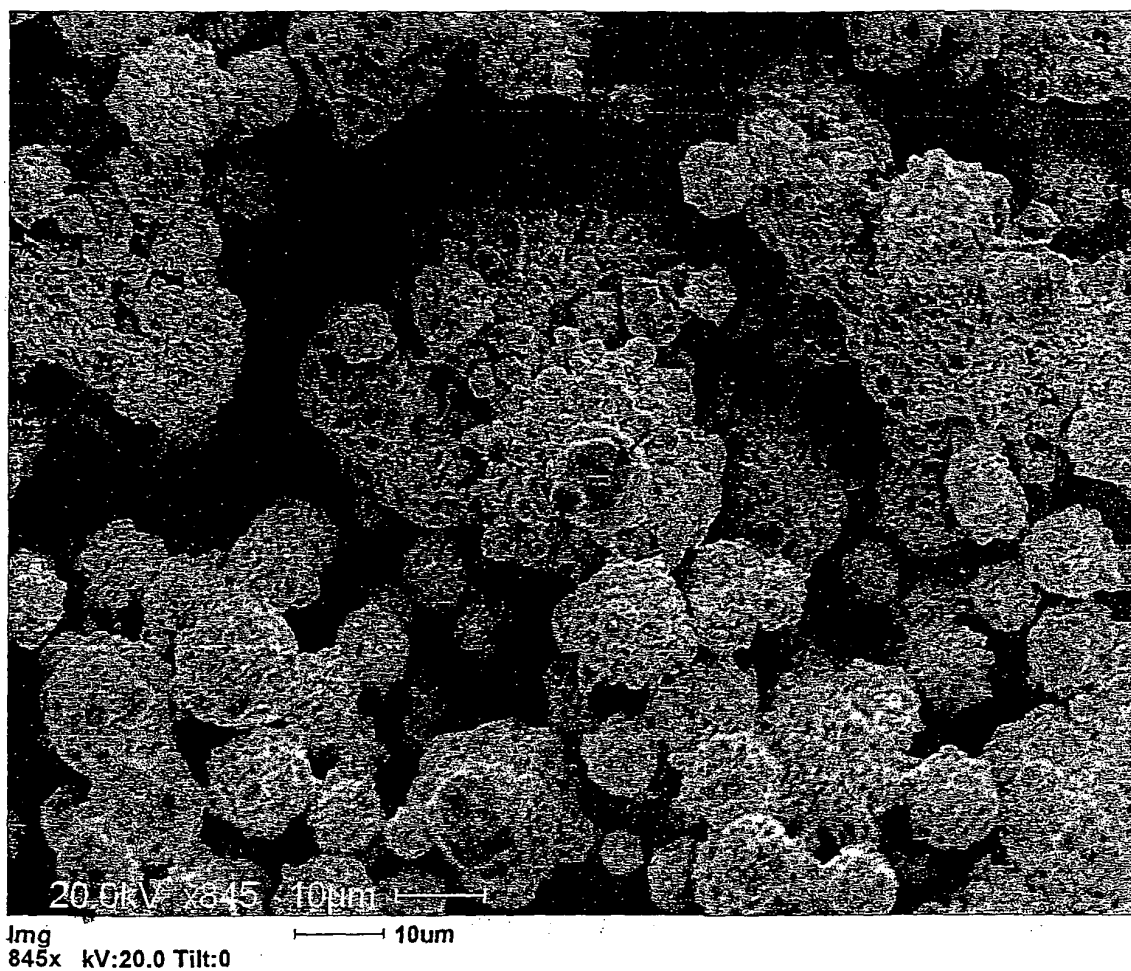


FIG. 2

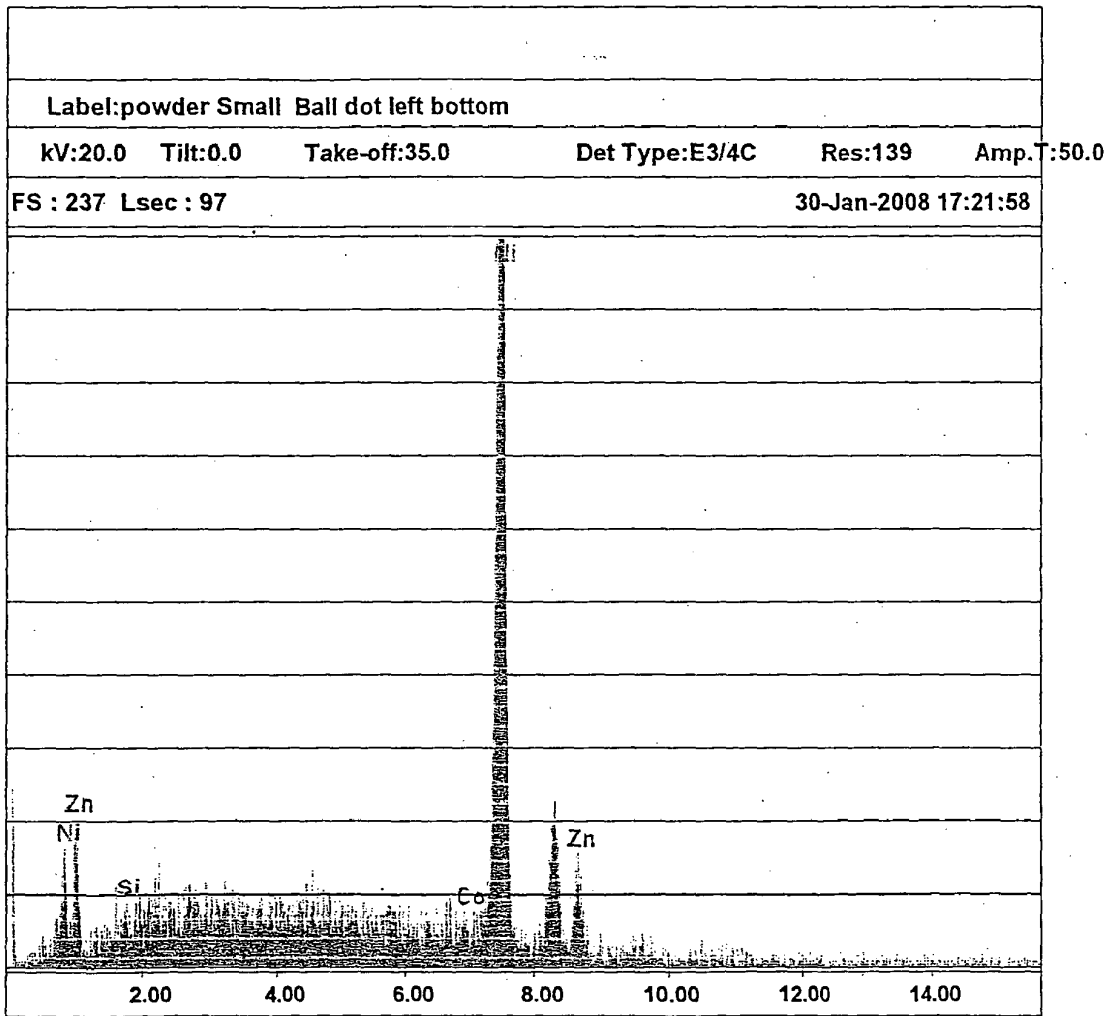


FIG. 3

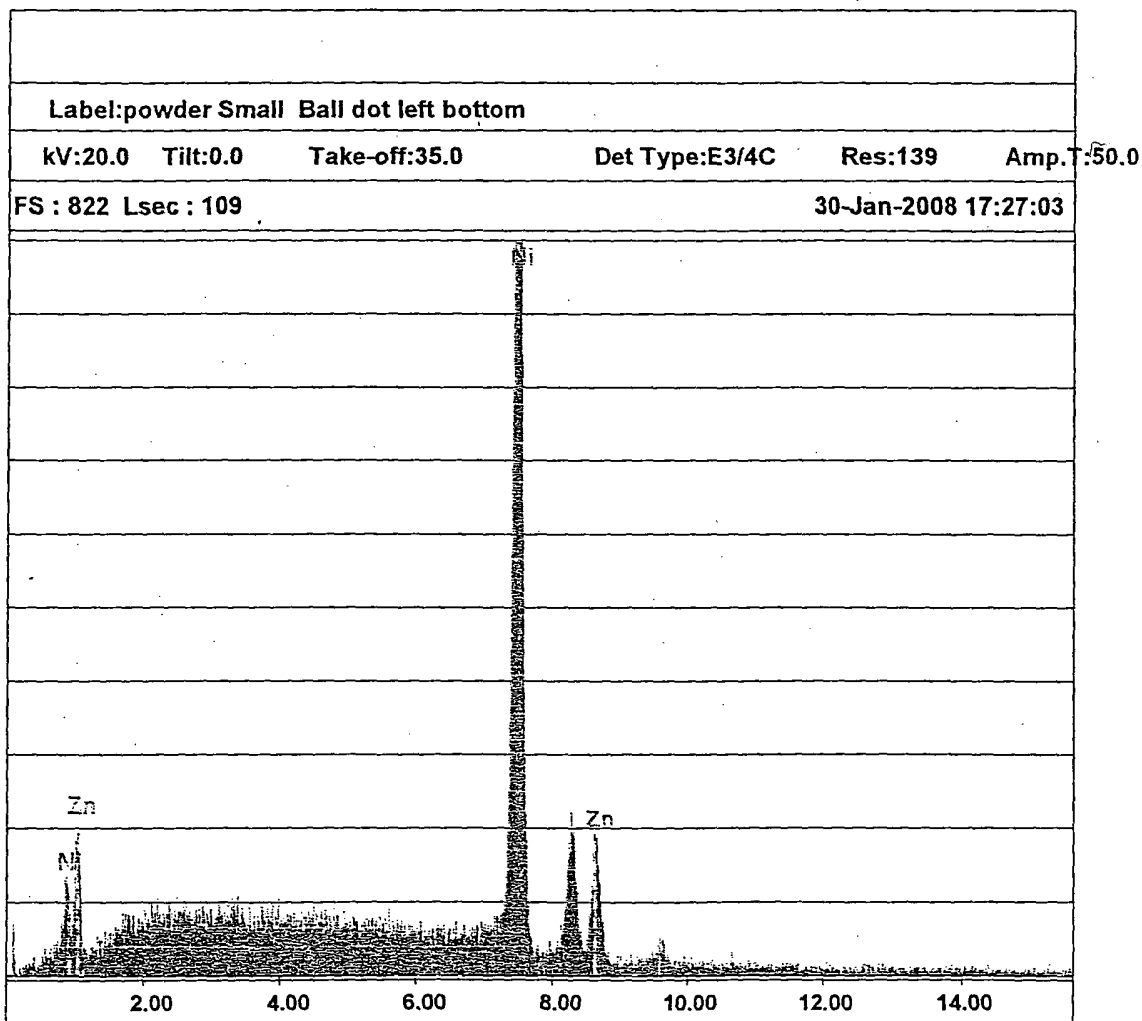


FIG. 4

INTERNATIONAL SEARCH REPORT

International application No
PCT/IT2008/000532

A. CLASSIFICATION OF SUBJECT MATTER INV. C01B3/00 ADD. C01B6/02		
According to International Patent Classification (IPC) or to both national classification and IPC		
B. FIELDS SEARCHED		
Minimum documentation searched (classification system followed by classification symbols) C01B		
Documentation searched other than minimum documentation to the extent that such documents are included in the fields searched		
Electronic data base consulted during the international search (name of data base and, where practical, search terms used) EPO-Internal		
C. DOCUMENTS CONSIDERED TO BE RELEVANT		
Category*	Citation of document, with indication, where appropriate, of the relevant passages	Relevant to claim No.
X	EP 1 551 032 A (OSAKA IND PROMOTION ORG [JP] ARATA YOSHIKI [JP]) 6 July 2005 (2005-07-06)	1,3-5,7, 8,13,14
Y	paragraphs [0014], [0043], [0046], [0064], [0073]; claims 1,4,7; figure 4; example 1	2,6, 9-12,15
Y	----- E. CAMPARI, S. FOCARDI, V. GABBANI, V. MONTALBANO, F. PIANTELLI, S. VERONESI: "Overview of H ₂ Ni systems: old experiments and new setup" 5TH ASTI WORKSHOP ON ANOMALIES IN HYDROGEN-DEUTERIUM LOADED METALS, ASTI, ITALY, 2004, XP002517911 figures 1,2,9; table 1 ----- -/--	2,6,11, 12,15
<input checked="" type="checkbox"/> Further documents are listed in the continuation of Box C.		
<input checked="" type="checkbox"/> See patent family annex.		
* Special categories of cited documents :		
A document defining the general state of the art which is not considered to be of particular relevance *E* earlier document but published on or after the international filing date *L* document which may throw doubts on priority claim(s) or which is cited to establish the publication date of another citation or other special reason (as specified) *O* document referring to an oral disclosure, use, exhibition or other means *P* document published prior to the international filing date but later than the priority date claimed	*T* later document published after the international filing date or priority date and not in conflict with the application but cited to understand the principle or theory underlying the invention *X* document of particular relevance; the claimed invention cannot be considered novel or cannot be considered to involve an inventive step when the document is taken alone *Y* document of particular relevance; the claimed invention cannot be considered to involve an inventive step when the document is combined with one or more other such documents, such combination being obvious to a person skilled in the art. *&* document member of the same patent family	
Date of the actual completion of the international search <p style="text-align: center; font-weight: bold;">6 March 2009</p>	Date of mailing of the international search report <p style="text-align: center; font-weight: bold;">06/04/2009</p>	
Name and mailing address of the ISA/ European Patent Office, P.B. 5818 Patentlaan 2 NL - 2280 HV Rijswijk Tel. (+31-70) 340-2040, Fax: (+31-70) 340-3016	Authorized officer <p style="text-align: center; font-weight: bold;">Cristescu, Ioana</p>	

INTERNATIONAL SEARCH REPORT

International application No

PCT/IT2008/000532

C(Continuation). DOCUMENTS CONSIDERED TO BE RELEVANT

Category*	Citation of document, with indication, where appropriate, of the relevant passages	Relevant to claim No.
Y	<p>S. FOCARDI, V. GABBANI, V. MONTALBANO, F. PIANTELLI, S. VERONESI: "Evidence of Electromagnetic radiation from Ni-H Systems" 11TH INTERNATIONAL CONFERENCE ON CONDENSED MATTER NUCLEAR SCIENCE 2004, MARSEILLE, FRANCE, 2004, XP002517912 figure 2</p>	2,6,9-12
A	<p>-----</p> <p>CERRON-ZEBALLOS E ET AL: "INVESTIGATION OF ANOMALOUS HEAT PRODUCTION IN NI-H SYSTEMS" SOCIETA ITALIANA DI FISICA, NUOVO CIMENTO A, EDITRICE COMPOSITORI, BOLOGNA, IT, vol. 109A, no. 12, 1 December 1996 (1996-12-01), pages 1645-1654, XP008103248 ISSN: 0369-3546 the whole document</p>	1-15
A	<p>-----</p> <p>G. MENGOLI, M. BERNARDINI, C. MANDUCHI, G. ZANNONI: "Anomalous heat effects correlated with electrochemical hydriding of nickel" IL NUOVO CIMENTO, vol. 20D, no. 3, 1998, pages 331-352, XP002517910 page 332</p> <p>-----</p>	1-15

INTERNATIONAL SEARCH REPORT

Information on patent family members

International application No

PCT/IT2008/000532

Patent document cited in search report		Publication date	Patent family member(s)		Publication date
EP 1551032	A	06-07-2005	AU	2003271180 A1	04-05-2004
			WO	2004034406 A1	22-04-2004
			US	2006153752 A1	13-07-2006
